




**Splice Laminate Pvt. Ltd.**  
AL-19/A-1, Sector 13, GIDA, Gorakhpur, (U.P.) 273209, INDIA  
Email : [contact@spliceply.com](mailto:contact@spliceply.com)

[www.spliceply.com](http://www.spliceply.com)

**TOLL FREE NO. : 1800 1206 36363**



OPENING UP THE WORLD,,,



...  
WITH GREAT PRODUCTS,  
EXCITING INNOVATIONS,  
LIFE-CHANGING CHOICES  
AND A HOPE FOR A  
BEAUTIFUL TOMORROW!

CREATING A WORLD OF PERFECTION AND ADHERING TO IT IS ALWAYS AT THE CORE OF SPLICE PLY.



Creating a world of Perfection and adhering to it is always at the core of Splice Ply. As it truly believes that being just a product manufacturer holds nothing if it's not created with conviction and perfection. At times when the world is adapting to new normal and getting competitive, one has to carve its niche with its unique creations and solutions. But this won't overnight or in a flash. This requires copious amount of commitment and adherence to uniqueness at every step.

WHY SPLICE PLY !

|  |  |   |
|--|--|---|
| USAGE OF 100% TEAK WOOD FILLER                             | TEAK WOOD FRAME FOR DOOR   | LENDING MORE VENEER LAYER FLUSH DOOR ADDING TO OVERALL STRENGTH |
| OFFERING 140MM FRAME FOR DOOR                              | OFFERING REAL WATER RESISTANT PLYWOOD, BLOCK BOARD & FLUSH DOORS | PLYWOOD THICKNESS IS EQUAL AT ANY POINT                         |
| PROVIDING SAME THICKNESS AS MENTIONED ON PRODUCT DETAILING | NO GAP BETWEEN LAYERS EVEN WHEN PLYWOOD IS CUT THROUGH ITS WIDTH | ON BEING STRUCK WITH HAMMER, THE PLY SOUNDS LIKE BELL           |

FROM THE CHAIRMAN'S DESK

With the ever changing dynamics of business landscapes and living the new normal in these challenging times, it's all in the mindset and the holistic urge within that can make a change.

Over the years, Splice Group has been firm with its gradual focus on strong expertise and vision of providing high quality solutions to our clients, by scaling roads to excellence every hour, every day! The thrust on high class innovative techniques for manufacturing Plywood, Boards and Doors and the will to be different from the rest has elevated us to an envious position in the market today.

It has been possible due to our dream team of innovators, ideators and professionals with high expertise that have tirelessly translated every thought into success stories. Needless to say, a thank you will never be enough for them.

Looking ahead, we are eagerly looking forward to work together and stronger to create great quality and ensure to provide maximum value to clients that ensure complete customer satisfaction. We are sure the future holds immense possibilities as we are all geared up to achieve the impossible.

Ahsan Karim Khan  
Chairman



FROM THE MANAGING DIRECTOR'S DESK

With changing social and lifestyle changes, the need for holistic solutions is the need of the hour.

Our motto since our inception has been to create industry ready solutions backed by sound work ethics and values. Today we are recognized among the best designer door, laminate and plywood providers and one of the credible entities in North India. We believe in holistic growth of our products and solutions, hence with the same motive we provide quality solutions with the perseverant efforts of our dedicated team. We conduct our business in a way that supports our customers, our vendors, our partners and our employees. We work together and we win together, creating competitive advantage as one team.

With a firm focus on the future roadmap for Splice, our team is enthusiastically eager to take on new challenges and turn them into opportunities. The idea is to innovate with the changing times and deliver the best, always to our customers.



Faizan Ahmad  
Managing Director

---

## QUALITY AT THE CORE

Splice Ply is known for its product offerings. But there's a lot that goes behind making these products which stands the tests of time. At the core of it lies uncompromising standards for unmatched results which has led to the brand Splice warming up to a separate TQM dept. With it Splice brought dedicated control quality throughout its production process to achieve world class standards.

As a recognized 9001:2000 certified company, its flawless quality management system ensures that stringent quality tests deployed by the company lead to the plywood and boards manufactured comply with industrial standards. What's more, there is structured monitoring of the manufacturing process with the workforce guided to craft exceptional products. Adhering to durability and elegance, each Splice product is chemically treated at every stage to cross-check infestation of insects, borers, termites, fungus and other insects. On top of it, each of the products gets periodically tested in lab which is equipped with top-of-the-line line testing instrument to check conformity with the ISI specification regarding quality control and output.



---

OUR PRIDE. OUR PRODUCT RANGE


DESIGNER DOOR

CONTEMPORARY COLLECTION

PLYWOOD, BOARD & FLUSH DOOR

LAMINATE

WINDOW AND FRAME

A close-up photograph of a wooden floor with a herringbone pattern. The wood is a light brown color with a natural grain. The pattern is formed by interlocking rectangular planks. The lighting is soft, highlighting the texture of the wood.

## OUR PRIDE. OUR PRODUCT RANGE

### DESIGNER DOORS

- SOLID PANEL DOORS
- ENGINEER DOORS
- HDF DOORS
- GLAZED DOORS
- MEMEBRANE DOORS
- SOLID WOOD JALI DOORS
- LAMINATE DOORS
- CUSTOMISE DOORS

#### • SOLID PANEL DOORS

Splice Panel doors are, and have been, very popular for quite some time. Their name essentially tells you what they are – the door is crafted not of one single piece of wood or other material, but instead is comprised of panels. Each of these panels will fit together in order to create the finished door. For example, a six panel door will be made up of six inset rectangles or squares within the door. You have likely encountered dozens, if not more, panel doors in your lifetime. These squares or rectangles can be raised or recessed in the door, which can have a solid wood core, or be comprised of wood and other materials in order to help the door be lighter. The panels are often surrounded by either simple or more complex stiles, rails, and mullions.

A door can have one panel, or it can have several. The door can also have glass panes, or lites, set into the wood as well in case you want to allow light through the door. Typically, panel doors are used for exterior doors, but if you want a heavier door that can better deaden sound then you can have panel doors installed as interior doors as well.

Splice Panel doors are popular due to both design and the fact that their construction makes the door more rigid. If you choose a panel door, make sure to work with a good company that uses high quality wood, craftsmanship, and other materials to give you a door that will last for years to come.

#### KEY FEATURES



CRACK RESISTANT



IMPACT RESISTANT



ABRASION RESISTANT



SCRATCH RESISTANT



HEAT RESISTANT



MOISTURE RESISTANT



COLOUR FASTNESS UNDER ARTIFICIAL LIGHTS



RESISTANT TO CIGARETTE BURNS



RESISTANT TO CHEMICAL AND HOUSEHOLD PRODUCTS



EASE OF MAINTENANCE

## OUR PRIDE. OUR PRODUCT RANGE

We offer a complete range of Solid panel doors, which are of superior design, comprehensive workmanship and highly durable quality. These are built out of well seasoned & chemically treated solid wood timber, where both the faces are coated & polished with different colours shades. These solid panel doors, guarantee the same standards of quality followed in the international market.

These solid panel doors, guarantee the same standards of quality followed in the international market.

These doors can be giving a rich natural look to your home entrance. There is also a choice of colour/polish or smooth door surfaces, which can make a room, look unique. Because of different designs, textures and excellent finishes, there is no doubt that these are becoming one of the most popular doors in country.

These are built out of well seasoned & chemically treated solid wood timber, where both the faces are coated & polished with different colours shades. These solid panel doors, guarantee the same standards of quality followed in the international market.

We offer a complete range of Solid panel doors, which are of superior design, comprehensive workmanship and highly durable quality. These are built out of well seasoned & chemically treated solid wood timber, where both the faces are coated & polished with different colours shades.

### SALIENT FEATURES

**PANEL DOORS ARE STRONG**  
used as exterior doors

**BETTER**  
in the everyday use

**MORE ELEGANT**  
with natural beauty

**PRIVACY IN HOMES**  
as more sound proof

**REQUIRE**  
less maintenance

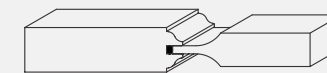
**FINISH WITH PAINT OR POLISH**  
as per requirement

**ECO FRIENDLY**  
zero emission

**WEATHER PROOF**  
compare to other doors

**EASY**  
to install

**RAIL / PANEL**  
SPLICE DOOR STANDARDS



Premium Solid Wood Construction

Full panel thickness

Heavy duty hardware and routing for hinges

Laminated single-face stiles, further enhances stability of the door

Flexible rubber spacers around panels allow for normal expansion and contraction while keeping the panels centered and stable

Stiles are a full wide, which will accommodate any hardware

Full width stiles and single stave panels provide a uniform color and grain pattern, adding to the overall visual appeal of the door

Each door is individually inspected and hand-sanded after assembly.

Doors are individually wrapped in protective film before shipment, which keep doors clean and dry prior to finishing

## OUR PRIDE. OUR PRODUCT RANGE

### DESIGNER DOORS

#### • HDF DOORS

Splice Moulded panel doors are available in hollow core and solid core construction. We carry a number of ranges suiting every style and need. Our series offers versatility and style and our traditional series offers a classic design touch.

Splice Molded Panel Door is a interior / exterior door suitable to any room in your house. Either painted or stained, it is finished beautifully. All molded doors comes with the top quality water-based primer coat,

which ensure the uniform final finishing and are environmental friendly. All styles of the door are available with standard core construction, lightweight, middleweight and heavy weight options.

#### SALIENT FEATURES

##### KEY FEATURES



CRACK RESISTANT



IMPACT RESISTANT



MOISTURE RESISTANT



COLOUR FASTNESS UNDER ARTIFICIAL LIGHTS



SCRATCH RESISTANT



HEAT RESISTANT



RESISTANT TO CHEMICAL AND HOUSEHOLD PRODUCTS



EASE OF MAINTENANCE



ABRASION RESISTANT



RESISTANT TO CIGARETTE BURNS



MOLDED DOORS ARE DURABLE

ELEGANT IN LOOKS

ECO FRIENDLY

EASY TO INSTALL

## OUR PRIDE. OUR PRODUCT RANGE

### DESIGNER DOORS

#### • PVC MEMBRANE DOORS

Splice Membrane doors are a combination of the two types of doors. Here we go one step further. Splice Membrane doors are overlaid with a polyvinyl chloride membrane. The membrane ensures that the doors don't shrink, swell, crack or separate at the joints. If you're not sure about exactly what a membrane door is, Check with Splice membrane doors.

Splice PVC membrane Doors are manufactured using Flush Doors that are over laid with Imported Rigid

PVC Membrane Film of different elegant shades and colours. Its easy to install and low maintenance of these doors as they do not require any form of polishing, painting or varnishing. Moreover, its availability in multiple color shades, styles, designs and textures have enabled us to cater to any and every choice requirement of our clients.

The membrane ensures that the doors don't shrink, swell, crack or separate at the joints. If you're not sure about exactly what a membrane door is, Check with Splice membrane doors.

#### SALIENT FEATURES

##### KEY FEATURES



CRACK RESISTANT



IMPACT RESISTANT



MOISTURE RESISTANT



COLOUR FASTNESS UNDER ARTIFICIAL LIGHTS



SCRATCH RESISTANT



HEAT RESISTANT



RESISTANT TO CHEMICAL AND HOUSEHOLD PRODUCTS



EASE OF MAINTENANCE



ABRASION RESISTANT



RESISTANT TO CIGARETTE BURNS



HIGHLY SAFE & DURABLE

STURDY CONSTRUCTION

NO FURTHER SURFACE FINISHING REQUIRED

DISTINCTIVE DESIGN

HEAT RESISTANT

ALMOST DUST PROOF

NO DEFORMATION

ABRASIONS RESISTANT

FAST COLOURS REMAIN VIBRANT & LONG LASTING

REALISTIC WOOD GRAIN LOOKS

WARP FREE DOOR

SMOOTH FINISH

EASY CLEANING

ECO FRIENDLY

READY FOR INSTALLATION

## OUR PRIDE. OUR PRODUCT RANGE

### DESIGNER DOORS

#### • DECORATIVE LAMINATE DOORS

Splice Laminates Doors are exceptionally hardwearing, meeting the requirements of heavy traffic and offering a high resistance to abrasion, impact and scratches. Splice laminates Doors are available in all the popular timber woodgrains but also provide the designer with a unique opportunity to introduce innovative finishes and textures that aren't available naturally. As standard each door is manufactured from a high performance solid core that has been successfully

tested to severe duty. Lightweight and High Performance Solid Timber Cores are also available. Each door leaf is lipped to all edges as standard, with the laminate concealing the hardwood lippings. Exposed lippings are available as an option. On woodgrain laminates the lippings can be stained to complement the laminate or left as a contrast. On plain colour laminates we can edgeband the long edges to match the laminate face..

#### SALIENT FEATURES

##### KEY FEATURES



CRACK RESISTANT



IMPACT RESISTANT



MOISTURE RESISTANT



COLOUR FASTNESS UNDER ARTIFICIAL LIGHTS



SCRATCH RESISTANT



HEAT RESISTANT



RESISTANT TO CHEMICAL AND HOUSEHOLD PRODUCTS



EASE OF MAINTENANCE



ABRASION RESISTANT



RESISTANT TO CIGARETTE BURNS

LAMINATE DOORS ARE DURABLE

ENDLESS CHOICES & COLUR PATTERNS

ELEGANT IN LOOKS

ECO FRIENDLY

EASY TO INSTALL

## OUR PRIDE. OUR PRODUCT RANGE

### DESIGNER DOORS

#### • ENGINEERED DOORS

Avail high quality Engineered Doors that are designed by experts in a way that they reflect the natural textures of wood in different color/polish shades. Developed using best quality of raw materials, the engineered Doors are exhibit superior anti shrinking, anti swelling, as well as anti cracking and anti joint separation properties. Customized to suit the varied climatic extremities of Indian Climatic Conditions and the tastes and choices

of Indian clients, our engineered Doors are preferred by clients across India. Moreover, the growing demand of our doors in the market reflects that they have truly emerged as the most viable alternative for others door. Clients have also showered praises for our doors because of their long lasting as well as borer and wrap free nature.

#### SALIENT FEATURES

##### KEY FEATURES



CRACK RESISTANT



IMPACT RESISTANT



MOISTURE RESISTANT



COLOUR FASTNESS UNDER ARTIFICIAL LIGHTS



SCRATCH RESISTANT



HEAT RESISTANT



RESISTANT TO CHEMICAL AND HOUSEHOLD PRODUCTS



EASE OF MAINTENANCE



ABRASION RESISTANT



RESISTANT TO CIGARETTE BURNS

Premium Solid Wood Construction

Full panel thickness

Heavy duty hardware and routing for hinges

Laminated single-face stiles, further enhances stability of the door

Flexible rubber spacers around panels allow for normal expansion and contraction while keeping the panels centered and stable

Stiles are a full wide, which will accommodate any hardware

Full width stiles and single stave panels provide a uniform color and grain pattern, adding to the overall visual appeal of the door

Each door is individually inspected and hand-sanded after assembly.

Doors are individually wrapped in protective film before shipment, which keep doors clean and dry prior to finishing

OUR PRIDE. OUR PRODUCT RANGE

DESIGNER DOORS











GLAZED DOORS

Adorn your interiors with elegant Glazed Doors that are designed by experts keeping in mind the contemporary style and fashion trends. We offer wide array of Glazing Doors that can be used anywhere to enhance the beauty and look of the interior of office, house or any other building structure. Designed using industrial grade materials, We also offer these Glazed Doors in different shapes, sizes, variants, materials as

well as finishes to cater to any and every choice requirements of our esteemed clients. The superior quality and unmatched designs of our product has earned us place among the top Glazed Doors Manufacturers and Suppliers in Gorakhpur.

SALIENT FEATURES

KEY FEATURES

-  CRACK RESISTANT
-  IMPACT RESISTANT
-  MOISTURE RESISTANT
-  COLOUR FASTNESS UNDER ARTIFICIAL LIGHTS
-  SCRATCH RESISTANT
-  HEAT RESISTANT
-  RESISTANT TO CHEMICAL AND HOUSEHOLD PRODUCTS
-  EASE OF MAINTENANCE
-  ABRASION RESISTANT
-  RESISTANT TO CIGARETTE BURNS



LAMINATE DOORS ARE DURABLE

ENDLESS CHOICES & COLUR PATTERNS

ELEGANT IN LOOKS

ECO FRIENDLY

EASY TO INSTALL

OUR PRIDE. OUR PRODUCT RANGE











DESIGNER DOORS

SOLID WOOD JALI DOORS

Vintage, Classic, Contemporary or modern! We aim to add beautiful aesthetics to your dream home. We all have an affinity towards the traditional or modern Solid wood jali door designs and we have developed an intricate range of Lattice doors to cater to your dreams and desires of adding these elements to your dream home.

SALIENT FEATURES

KEY FEATURES

-  CRACK RESISTANT
-  IMPACT RESISTANT
-  MOISTURE RESISTANT
-  COLOUR FASTNESS UNDER ARTIFICIAL LIGHTS
-  SCRATCH RESISTANT
-  HEAT RESISTANT
-  RESISTANT TO CHEMICAL AND HOUSEHOLD PRODUCTS
-  EASE OF MAINTENANCE
-  ABRASION RESISTANT
-  RESISTANT TO CIGARETTE BURNS



HIGHLY SAFE & DURABLE

STURDY CONSTRUCTION

NO FURTHER SURFACE FINISHING REQUIRED

DISTINCTIVE DESIGN

HEAT RESISTANT

ALMOST DUST PROOF

NO DEFORMATION

ABRASIONS RESISTANT

FAST COLOURS REMAIN VIBRANT & LONG LASTING

REALISTIC WOOD GRAIN LOOKS

WARP FREE DOOR

SMOOTH FINISH

EASY CLEANING

ECO FRIENDLY

READY FOR INSTALLATION



OUR PRIDE. OUR PRODUCT RANGE

PLYWOOD



**ssplice**  
**SEVEN STAR 7**  
*Hai mazboot, rahe atoot !*

**Plywood**  
(BWP Grade)  
IS : 710

CORE **100%** HARD WOOD    **FACEOKUME**    **CALIBRATED FINISH**    **25** YEAR WARRANTY

**FIRE RETARDANT** CHEMICALLY TREATED    **GRADE-BWP**    **BIS IS:710** STANDARD | CM/L NO. 930007821

**Block Board**  
(BWP Grade)  
IS : 1659

FILLER & FRAME **100%** TEAK WOOD    CORE **DOUBLE** HARD WOOD    **FACEOKUME**

**CALIBRATED FINISH**    **GRADE-BWP**    **BIS IS:1659** STANDARD | CM/L NO. 9837003

**FIRE RETARDANT** CHEMICALLY TREATED

**Flush Door**  
IS : 2202

FRAME **100%** TEAK WOOD    CORE **DOUBLE** HARD WOOD    **FACEOKUME**

**CALIBRATED FINISH**    **GRADE-BWP**    **BIS IS:2202** STANDARD | CM/L NO. 9837104

**FIRE RETARDANT** CHEMICALLY TREATED

OUR PRIDE. OUR PRODUCT RANGE

**ssplice**  
**FIVE STAR 5**  
*Hai mazboot, rahe atoot !*

**Plywood**  
(BWP Grade)  
IS : 710

CORE **100%** HARD WOOD    **FACEOKUME**    **CALIBRATED FINISH**    **20** YEAR WARRANTY

**GRADE-BWP**    **BIS IS:710** STANDARD | CM/L No. 9300104406

**Block Board**  
(BWP Grade)  
IS : 1659

FILLER & FRAME **100%** PINE WOOD    CORE **DOUBLE** HARD WOOD    **FACEOKUME**

**CALIBRATED FINISH**    **GRADE-BWP**    **BIS IS:1659** STANDARD | CM/L NO. 9837003

**Flush Door**  
IS : 2202

FRAME **PINE WOOD**    CORE **DOUBLE** HARD WOOD    **FACEOKUME**

**CALIBRATED FINISH**    **GRADE-BWP**    **BIS IS:2202** STANDARD | CM/L NO. 9837104

**ssplice**  
**FOUR STAR 4**  
*Hai mazboot, rahe atoot !*

**Plywood**  
(BWR Grade)  
IS : 303

CORE **100%** HARD WOOD    **FACEGURJAN**    **GRADE-BWR**    **15** YEAR WARRANTY

**BIS IS:303** STANDARD | CM/L NO. 9837205

**Block Board**  
(MR Grade)  
IS : 1659

FILLER & FRAME **PINE WOOD**    CORE **SINGLE**    **FACEOKUME**

**GRADE-MR**    **BIS IS:1659** STANDARD | CM/L NO. 9837003

**Flush Door**  
IS : 2202

FRAME **HARD WOOD**    CORE **TRIPLE**    **FACEOKUME**

**GRADE-BWP**    **BIS IS:2202** STANDARD | CM/L NO. 9837104

Applications Partition and paneling, ceilings in public rooms and corridors, floor underlayment, computer rooms, furniture, bus bodies, railway coaches, milk booths, sign boards, insert in panel doors, storage racks.

**Virofight** Antivirus    **Nobacte** Antibacterial

- CRACK RESISTANT
- IMPACT RESISTANT
- HEAT RESISTANT
- BEND FREE
- BORER / TERMITE PROOF

OUR PRIDE. OUR PRODUCT RANGE



|                   |                            |                    |   |
|-------------------|----------------------------|--------------------|---|
| PLYWOOD (A)       | CORE <b>100% HARD WOOD</b> | CALIBRATED FINISH  | FACE <b>RECON</b>                             |
|                   | CORE <b>MAX. CORE</b>      | GRADE- <b>MR</b>   | <b>IS:303</b><br>STANDARD   CM/L NO. 9837205  |
| PLYWOOD (B)       | CORE <b>MAX. HARD WOOD</b> | CALIBRATED FINISH  | FACE <b>RECON</b>                             |
|                   | <b>MAX. CORE</b>           | GRADE- <b>MR</b>   | <b>IS:303</b><br>STANDARD   CM/L NO. 9837205  |
| LAMINATED PLY (A) | CORE <b>MAX. HARD WOOD</b> | CALIBRATED FINISH  | CORE- <b>FALI</b>                             |
|                   | GRADE- <b>C</b>            |                    |   |
| LAMINATED PLY (B) | <b>100% HARD WOOD</b>      | CALIBRATED FINISH  | CORE- CORE                                    |
|                   | GRADE- <b>BWR</b>          |                    |   |
| DOOR (A)          | FRAME- <b>PINE</b>         | CORE <b>SINGLE</b> | GRADE- <b>BWP</b>                             |
|                   | FACE <b>OKUME</b>          | RESIN- <b>PF</b>   | <b>IS:2202</b><br>STANDARD   CM/L NO. 9837104 |
| DOOR (B)          | FRAME <b>HARD WOOD</b>     | CORE <b>SINGLE</b> | GRADE- <b>BWP</b>                             |
|                   | FACE <b>OKUME</b>          | RESIN- <b>PF</b>   | <b>IS:2202</b><br>STANDARD   CM/L NO. 9837104 |




OUR PRIDE. OUR PRODUCT RANGE

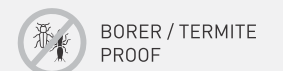
**PLYWOOD**

Plywood (BWR & MR Grade) IS : 303 / IS : 710

Veneers from high quality logs are mechanically dried and they undergo stress relieving process, which are assembled in such a way to form a balanced construction. High quality fortified synthetic resins are used for gluing the veneers. Glue line is poisoned by special formulations of chemicals to make Splice Plywood safe against borers. It is hot pressed under proper temperature and more than 16 Kg/cm<sup>2</sup> specific pressure. Conditioning is done after pressing, followed by preservative treatment.



Applications : Partition and paneling, ceilings in public rooms and corridors, floor underlayment, computer rooms, furniture, bus bodies, railway coaches, milk booths, sign boards, insert in panel doors, storage racks.



## OUR PRIDE. OUR PRODUCT RANGE

### FLEXI PLY

Flexi ply is a form of plywood which is extremely flexible. It doesn't show any resistance to bending or rolling and can be twisted or curved into any shape without chipping, cracking, or peeling, which is not possible with regular forms of plywood as they tend to break upon bending or twisting. Flexi ply with maximum flexibility can be easily flexed or bent by hand and the bending radius will vary according to the thickness of the sheet. Flexi ply's unique trait is it lends itself to almost any curved contour without losing out on its strength and stability.



#### Splice Flexi-Ply advantages

- Can get a smooth and seamless edge and also a single sheet look and feel.
- It allows one to give shape to new furniture concepts without intensive efforts, thus resulting in a wide range of creations in the furniture world.
- Because of its flexibility and easy working properties, the work of the carpenter gets easy and quick, which is otherwise difficult, and time-consuming.
- It can stand well against everyday wears and tears and moderate scratches.




## OUR PRIDE. OUR PRODUCT RANGE

### FILM FACED SHUTTERING PLYWOOD

Shuttering Plywood (film faced Grade) IS : 4022

Splice offers a high quality Film Faced Shuttering Plywood. It is a multi functional product, which can be used in construction industry for buildings, bridges, heavy industry and structures etc. for use on walls, slabs, columns and beams etc. It is manufactured by selecting quality veneers impregnated with modified RPF resin for longer life and better performance in all applications.



Applications : Multistory construction flooring. Available in 12 / 18 mm



CRACK RESISTANT



IMPACT RESISTANT



HEAT RESISTANT



BEND FREE



BORER / TERMITE PROOF

## OUR PRIDE. OUR PRODUCT RANGE

# FIRE RETARDANT PLYWOOD & DOORS



Plywood (BWR Grade) IS : 5509 : 2021

Splice offer a range of best in class fire rated (FR) plywood, board, door and panels, designed and specified to reduce the spread of flames and limit the contribution to the growth rate of a developing fire.

Fire damage in buildings can be devastating and as a result FR products are increasingly being specified in a wide range of end uses, to help suppress the spread of fire, allow safe evacuation and reduction of financial loss.

### Applications

Popular applications include wall linings, partitions and ceilings in hotel foyers, offices, public libraries, schools, hospitals and shopfitting. FR products are also used extensively within the trade exhibition sector.

### Door Applications

These doors can be used in high-rise buildings, metro railway stations, telecom centers, power plants, cellular network stations, garment processing units, shopping malls, industrial plants, multiplexes, hotels, auditoriums, software parks, restaurants, etc. Splice fire retardant doors are designed to perform and in the most demanding environment.

### Product range

When specifying high-performance FR products, we offer a good range of certified and independently tested options, all available from stock nationwide.

### Features

- High aesthetics and robust structure
- Fully flush constructions
- Easy to install on a flush wall opening & dry wall partitions
- Factory finished for primer and paint finishes.
- Wood Grain can be provided as an optional finish.

**NANO TECHNOLOGY** FOR BETTER FIRE RESISTANCE

**VERY LOW** FLAMABILITY

**FIRE RETARDANT** LESS MOISTURE ABSORBMENT



|  |   |
|--|---|
| Name of Manufacturer   | Splice Plywood Pvt. Ltd.  |
| Address of Manufacturer (If mentioned on Product or Packing) | Plot No- K5, Sector-15, Gida, Gorakhpur                                   |
| District :   | Gorakhpur   |
| State :  | Uttar Pradesh   |
| Name of Products :   | Fire Retardant Plywood- Specification (Third Revision)                    |
| IS No. :   | IS 5509 : 2021  |
| Valid Till :   | 09-Jan- 2021  |
| Varieties Covered :  | Type 1, Upto and Including 19mm Thickness, Without Preservation Treatment |
| Brand :  | SPLICE  |
| Current Status :   | OPERATIVE   |

### WHAT IS THE DIFFERENCE BETWEEN FIRE RETARDANCY AND FIRE RESISTANCE?

**Retardancy is the slowing down of flame spread.**

Reducing the combustibility of vulnerable substrates (such as wood) making it difficult to ignite.

**Resistance is the stopping of flame spread.**

Providing an insulating barrier on a substance, allowing the material to maintain its integrity for longer.

**Each of the three sections of the Splice's classification indicate an important aspect of the material's reaction to fire:**

#### Contribution to Fire

This indicates whether a material helps keep a fire going. Classified accordingly, with one being the safest rating (completely fireproof materials, e.g. stone) and other being the least safe. Correctly treated plywood

#### Smoke Opacity

Rates the density and opacity of smoke produced by the material, which indicates the level of toxicity. Only three grades can be obtained, the order being from lowest to highest opacity. Well treated plywood will achieve a classification of the good, the best possible rating representing the lowest risk.

#### Burning Droplets

This rating indicates the material's ability to produce burning droplets that help spread the fire. The ratings depending on the number of droplets produced in ascending order. Well treated plywood will achieve a certain level, the best possible rating, which means it will not produce any burning droplets that can help spread the fire.



### WHAT IS A FIRE TEST CLASSIFICATION REPORT ?

The independent institute chosen to carry out the fire testing will issue a classification report together with related test analysis after the confirmation procedure is complete. The prime purpose of the classification report is to declare what fire classification has been achieved on the tested product with reference to the spread of flame, the volume and toxicity of smoke emitted and its propensity to produce flaming droplets.

### ESSENTIAL INFORMATION TO NOTE ON A FIRE TEST CLASSIFICATION REPORT

#### Product Tested

A clear, unambiguous explanation of the product tested. For example, if plywood is made from a single species, the species must be named. If mixed species plywood is tested, then all the species of each individual veneer must be named.

#### Classification

The classification of the processed product will be noted on the test report. This reflects how the treated product will perform in relation to its reaction to fire behaviour, and in relation to the additional classifications covering smoke production and flaming droplets/particles.

#### Minimum Thickness

The minimum thickness of treated timber must never be less (thinner) than the minimum thickness stated on the classification report. However, all thicknesses greater than that stated are valid.

#### Field of Application

This section may cover restrictions on how and where the fire-treated product may be used. Examples may include minimum product thickness and density requirements, whether the product must be fixed mechanically to a substrate, whether ventilated or non-ventilated air gaps (or none) need to be incorporated, or whether horizontal or vertical joints need to be specified.

## OUR PRIDE. OUR PRODUCT RANGE

### BLOCK BOARD

BLOCK BOARD (BWR & MR Grade) IS : 1659

These are made out of excellent quality of Plantation Timbers. Logs are quarter sawn into Planks using SDR method, which are chemically treated and well seasoned before converting into battens in a multiple rip saw. Battens are sandwiched between glued mechanically dried veneers and are pressed in hot press under accurate temperature and pressure. Quarter, sawing of logs and proper seasoning of planks make it dimensionally stable and treatment of planks, poisoning of glue line and preservative treatment of finished block board make Splice durable and safe against borers.



Splice Block Board comes in three grades. Both these grades comes in unique quality :

TEAK WOOD TRIPLE FILLER CORE | HARD WOOD DOUBLE FILLER CORE | CUSTOM MANUFACTURED

Applications Cabinets, Almirahs and other furniture, Door Partitions, Shelves and other interior applications; Roofing, Fencing, and other external applications.



- CRACK RESISTANT
- IMPACT RESISTANT
- HEAT RESISTANT
- BEND FREE
- BORER / TERMITE PROOF


## OUR PRIDE. OUR PRODUCT RANGE

### FLUSH DOOR

FLUSH DOOR IS : 2202

As one of India's leading interior flush door manufacturer, Splice consistently present real design innovation, coupled with performance and superior construction that is certain to draw admiration.

The continuous Research & Development has enabled Splice to attain high performance levels which are recognized and certified, according to the Indian standards. Splice always seeks integrated and innovative solutions capable of meeting the requirements of the various markets.



Special features :

TEAK WOOD FRAME

DOUBLE LAYER CORE

INSIDE HARD WOOD FILLER

LIFE TIME WARRANTY



Hard Wood Frame- Single Core 5 Ply Construction

Hard Wood Frame - Double Core 9 Ply Construction

Teak Wood Frame - Double Core 9 Ply Construction

Applications : Door shutters in homes and offices.




- CRACK RESISTANT
- IMPACT RESISTANT
- HEAT RESISTANT
- BEND FREE
- BORER / TERMITE PROOF

## OUR PRIDE. OUR PRODUCT RANGE

### LAMINATE

As one of India's leading interior laminate manufacturer, Splice consistently present real design innovation, coupled with performance and superior construction that is certain to draw admiration.

The continuous Research & Development has enabled Splice to attain high performance levels which are recognized and certified, according to the Indian standards. Splice always seeks integrated and innovative solutions capable of meeting the requirements of the various markets.



- LAMINATE RANGE :**
- Urban Reality
  - Linen Collection
  - Door Skin
  - Door World
  - Impresso
  - 1 mm (Upcoming)



## OUR PRIDE. OUR PRODUCT RANGE

### SPLICE LAM URBAN REALITY LINER COLLECTION

The liner grade laminate sheets are thinner than decorative laminates. Splice Lam, the finest quality collection of Liner Laminate are used in the inner or backside of furniture, an improved opportunity than paint.

Splice Lam Liner grade laminates are used much more than decorative laminates. The décor sheets are solely designed for use in shelves, wardrobes, and cabinets. Liner laminate sheets are available in the 20 most trending colours (.72mm, .82mm and .92mm) with the choice of matte, gloss, and suede finish. Splicelam comes with the most exciting range of Liner grade laminate sheets that are of global quality.




- URBAN RANGE**
- Wood Grain,
  - Solid Colour Fabric,
  - Matt / Glossy
  - Thickness: .72



OUR PRIDE. OUR PRODUCT RANGE

## SPLICE LAM LINEN COLLECTION

Splice, an inventive range is the latest style quotient to add up to your modish decor ideas! Accents of grace, design of ravishing edge, versatile variety and innovation at its best, at splice, we strive towards uniqueness, style, contemporary class, perfection and precision that enamors and flaunts and inimitable class. Our endeavor is always towards providing our customers that best in class at par with international standards. Be it quality or trust, we work relentlessly to present the best, always!




**LINEN COLLECTION** – Special for Fabric  
Thickness .92, .72



OUR PRIDE. OUR PRODUCT RANGE

## SPLICE LAM DOOR SKIN

Splice lam is known for its product offerings. But there's a lot that goes behind making these products which stand the tests of time. At the core of it lies uncompromising standards for unmatched result which have led to the brand splice warming up to a separate TQM dept. With it splice brought dedicated control quality throughout its production process to achieve world-class standards.



**DOOR SKIN** – Specially for Premium Door Skin  
– Texture Door Skin  
– Digital Door Skin  
Size : 7x3, 7x3.25, 8x4



## OUR PRIDE. OUR PRODUCT RANGE

### SPLICE LAM DOOR WORLD

Splice, one of India's leading provider of doors. As a company Splice not only use environment friendly procedures for manufacturing, but also practice regeneration of environment as a responsible entrepreneur. Our highly qualified employees work intensively on new products, continuous developments and improved details. The results are one-of-a-kind products with endurance tests carried out under real conditions ensure mature series products in true Splice quality. Splice products are designed and tested to the highest standards, and ensuring they are ready for installation. And want to provide the right product for your project, which is why splice manufacture a range of products in either standard or made to measure sizes, giving you the flexibility and scope to. meet customer demands.



**DOOR WORLD**



- Specially for Project
- Institutional Requirements
- OEM Based



## OUR PRIDE. OUR PRODUCT RANGE

### SPLICE LAM IMPRESSO

A standalone feature; each laminate design splashes unequalled style and relentless efforts towards perfection! Impressions of the world is apt to describe this collection as it is the reflection and exhibit of excellent endeavors towards a path of unsurpassed style and unparalleled quality. The concept that revolves around creating world-class impressions makes a distinct mark with every laminate surface that looks unique, captures attention and leaves a mark of mesmerizing class with its appearance and inimitable style. Welcome to a world of classy laminates that captures your attention and leaves lasting impressions!



**IMPRESSO** - .8 Mica Collection (205 design)





## OUR CERTIFICATION. CERTIFICATES


Committed to protecting the environment, Splice has an active policy of reducing the impact of its activities through every stage of the manufacturing process and the lifecycle of its products. Splice procures its core from certified suppliers. Today, all Splice doors are certified. Splice is a trademark brand guaranteeing that the wood used in the manufacturing process comes from sustainable managed forests. Splice has its supply of craft and decorative papers and has certification for the majority of its product ranges.



MEMBER INDIAN GREEN BUILDING COUNCIL  
(Certificate of Membership)



## OUR CERTIFICATION. CERTIFICATES



FIRE RETARDANT CERTIFICATE



RITES - CERT INSPECTION



TESTIMONIAL PROJECT - NIRVANA BUILDTECK



TESTIMONIAL PROJECT - PALM PARADISE



THE NATIONAL SMALL INDUSTRIES CORP. LTD.  
(A Government of India Enterprise)




THE NATIONAL SMALL INDUSTRIES CORP. LTD.  
(A Government of India Enterprise)




UPSDA CERTIFICATE




SPLICE TRADE MARK




MARINE PLY



BLOCK BOARD IS : 1659 : 2004



PLYWOOD IS : 1659



IS : 710



UPSDA CERTIFICATE



FLUSH DOOR 2202




UPSDA CERTIFICATE




SPLICE TRADE MARK




BIS ISO 9001-2015



IEC



FLUSH DOOR 2202



PLYWOOD IS : 303

## OUR PRIDE. AWARDS & ACCOLADES

### Awards and accolades

Since its inception, Splice Ply has proved its mettle as an entity with a difference. An ode to this is its proud display of awards and recognitions which it has garnered over the years. Not to rest on its laurels, the company has taken every award as an inspiration to move ahead and create a niche.

### RECOGNITION AND AWARDS

Our penchant for excellence has earned us a world of acclaim and recognition. Since its inception, Splice has gone from strength to strength in cementing its stature as a brand of repute. Over the years, we have not just created excellent products, we have also carved a niche for the brand.

Mr. Ahsan Kareem Khan  
Chairman - Splice Group, receiving an award from honorable Union Minister of Micro, Small and Medium Enterprises (MSME), Mr Narayan Rane. It's a very proud moment for the whole Splice Ply family.



## REACH AND NETWORK

Splice Ply is proud of its vast and elaborate network that has reached out to its esteemed customers.  
INDIA / NEPAL PAPUA NEW GUINEA.

